



GVPHC Vision Update	Monthly Average (01/01-08/31)	YTD Totals (01/01-08/31)	MTD Totals (09/01-09/30)
Total Number of Clients* who were Literally Homeless at Entry**	434	929	346
Total Number of Households with Children Served*	140	262	123
Total number of unduplicated HMIS records*** for all clients*	1,011	1,910	837
Rare			
Number of New HMIS Clients	92	953	70
Of those, # of New Literally Homeless Clients at Entry**	23	261	6
Of those, # New HMIS clients served by Prevention Programs	9	74	14
Brief			
Number of Exits to Permanent Housing Destinations (adults only)	19	142	13
Number of Exits to Permanent Housing (adults and children)	38	277	31
Average Length of Stay for Leavers	130 days	108 days	150 days
Non-Recurring			
Permanent Housing Programs/Rapid Rehousing Programs (% of persons who maintain permanent housing for 6 months)	99%	93%	97%
Transitional Housing Programs (% of persons who exit to permanent housing)	72%	67%	NA
Percent of Leavers with Income	64%	57%	72%
Percent of Leavers with Non-Cash Benefits	76%	69%	86%

Note: *Duplication: Clients and Households will be counted each month their record is open

***"Literally Homeless at Entry" status remains constant regardless of current homeless status and includes adults only

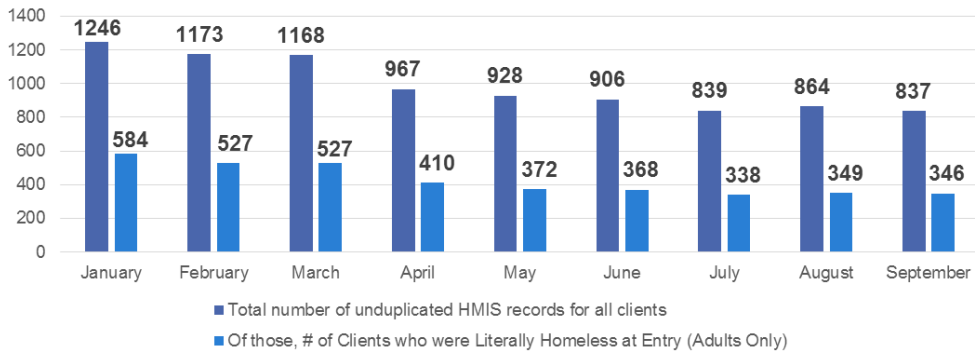
The US Dept. of Housing & Urban Development defines literal homelessness as a person or family who live in a place not meant for human habitation (including the streets or in their car), emergency shelter, transitional housing, and hotels paid for by a government or charitable organization.

****"HMIS Record" is client level data for any individual served within the reporting period;

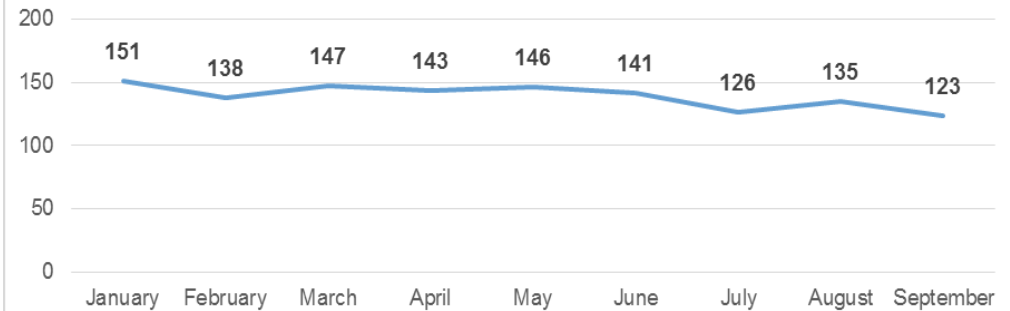


October 2015 Vision Update

Service Population

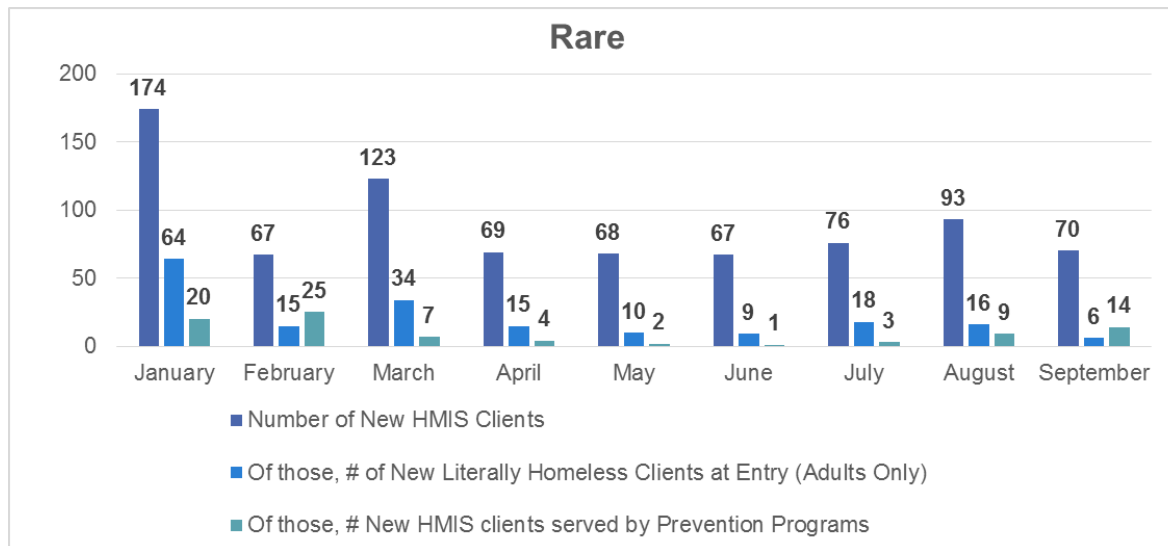


Total Number of Households Served



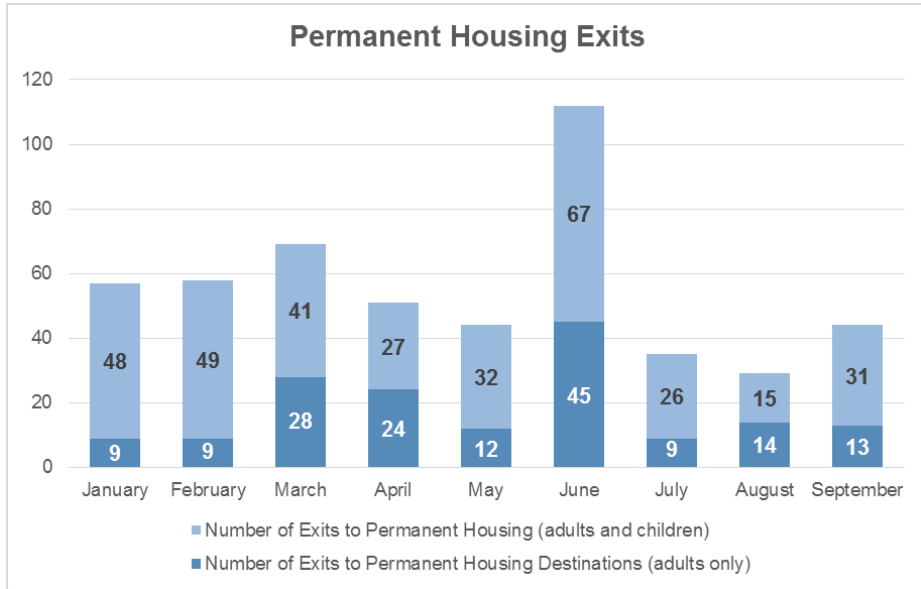
Rare

Rare



October 2015 Vision Update

Brief



Non-Recurring

