



GVPHC Vision Update	2015 Monthly Average (01/01-12/31)	2015 YTD Totals (01/01-12/31)	2016 MTD Totals (01/01-01/31)
Total Number of Clients* who were Literally Homeless at Entry**	488	1,369	885
Total Number of Households with Children Served*	140	387	150
Total number of unduplicated HMIS records*** for all clients*	1,011	2,706	1,302
Rare			
Number of New HMIS Clients	92	1,504	77
Of those, # of New Literally Homeless Clients at Entry**	25	448	50
Of those, # New HMIS clients served by Prevention Programs	10	127	3
Brief			
Number of <u>Exits</u> to Permanent Housing Destinations (Persons in Adults only Households)	17	229	10
Number of <u>Exits</u> to Permanent Housing (Persons in Households with Children)	34	568	23
Average Length of Stay for Leavers: CoC-wide	149 days	129 days	93 days
Average Length of Stay for Leavers: Emergency Shelters Only****	38 days	26 days	54 days
Non-Recurring			
Permanent Housing Programs/Rapid Rehousing Programs (% of persons who maintain permanent housing for 6 months)	98.7%	92%	99.5%
Transitional Housing Programs (% of persons who exit to permanent housing)	67%	74%	0%
Percent of Leavers with Income	66%	63%	50%
Percent of Leavers with Non-Cash Benefits	77%	71%	68%

Notes: *Duplication: Clients and Households will be counted each month their record is open (unduplicated for YTD totals)

***Literally Homeless at Entry" status remains constant regardless of current homeless status and includes adults only

The US Dept. of Housing & Urban Development defines literal homelessness as a person or family who live in a place not meant for human habitation (including the streets or in their car), emergency shelter, transitional housing, and hotels paid for by a government or charitable organization.

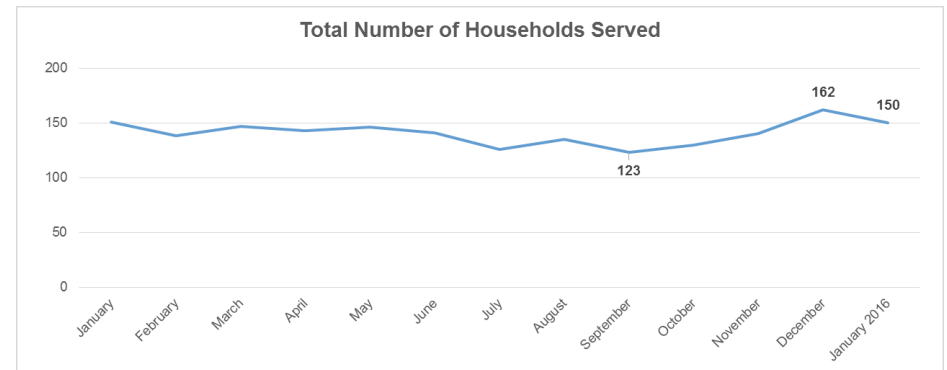
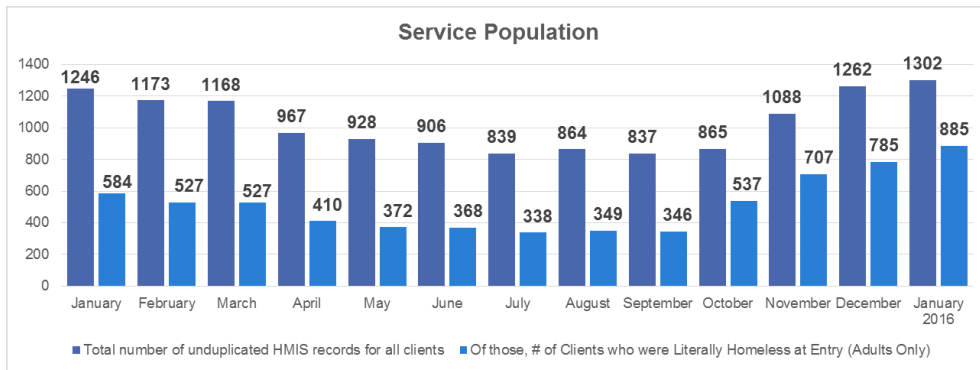
****HMIS Record" is client level data for any individual served within the reporting period

****The Emergency Shelters included for the Length of stay are: The Salvation Army Peninsula, The Salvation Army Williamsburg, HELP House, HELP A Night's Welcome, LINK Veteran's Emergency Shelter, LINK PORT, and Menchville House Emergency Shelter

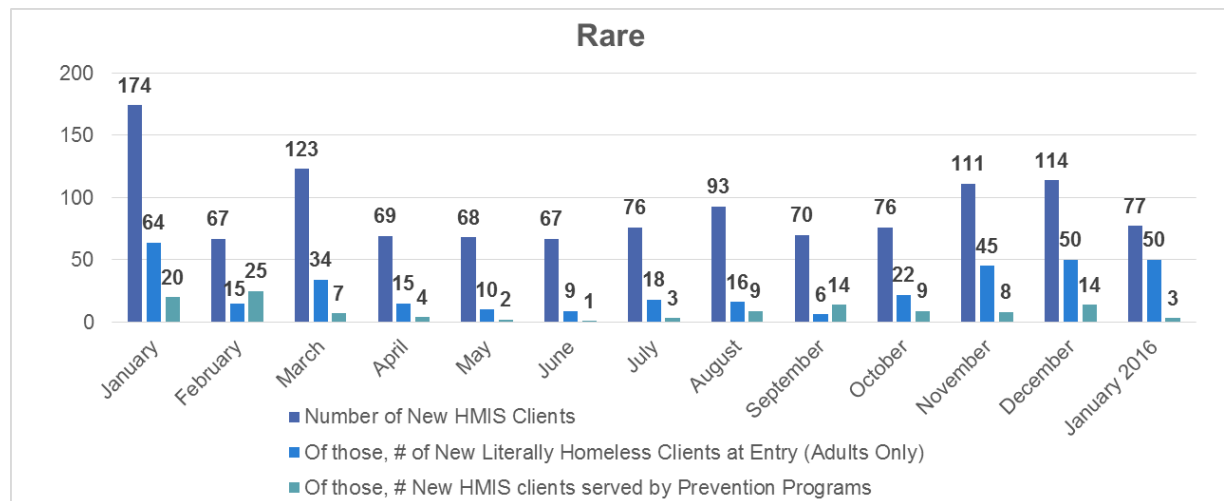
New HMIS Data Standards went into effect October 1, 2015, which impacted the number of literally homeless individuals identified.



February 2016 Vision Update

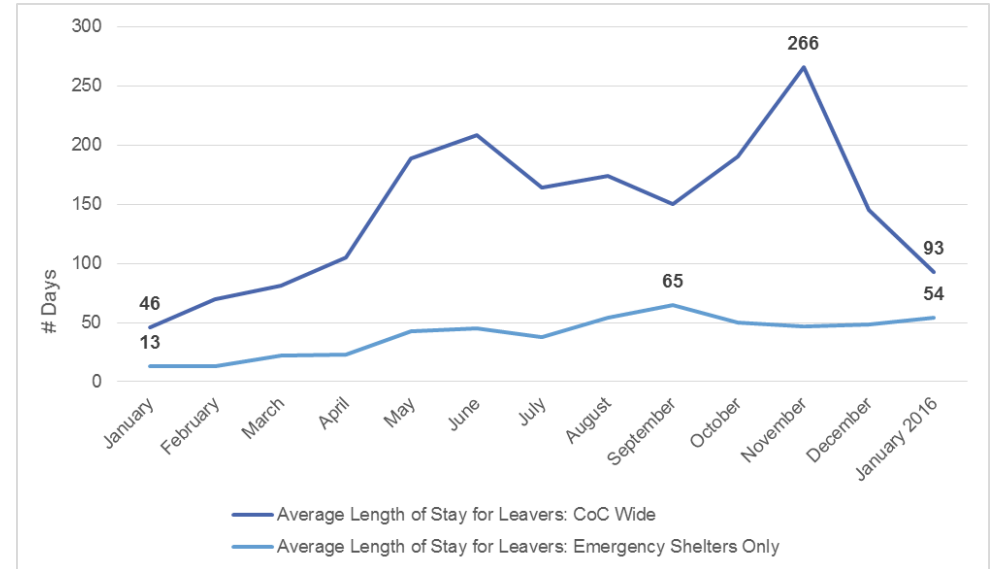
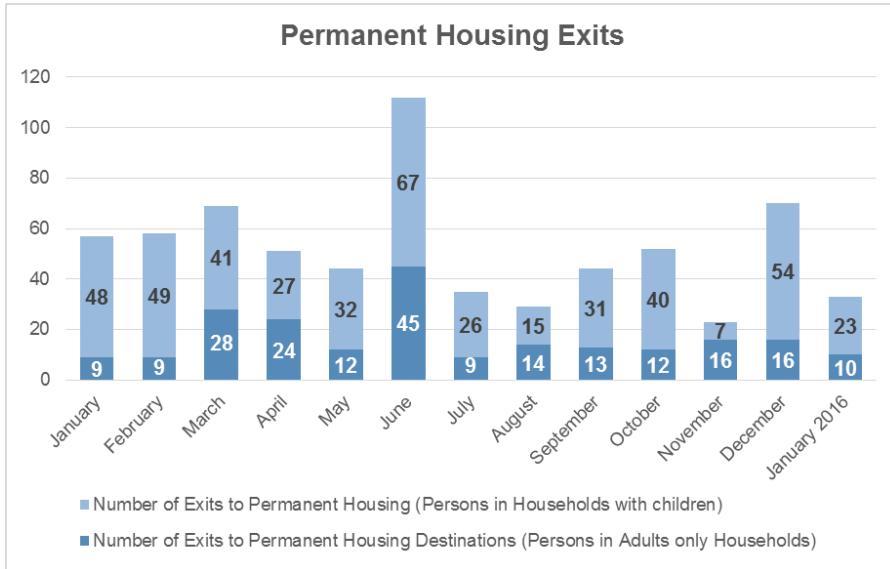


Rare



February 2016 Vision Update

Brief



Non-Recurring

