



GVPHC Vision Update	Monthly Average (01/01-10/31)	YTD Totals (01/01-10/31)	MTD Totals (11/01-11/30)
Total Number of Clients* who were Literally Homeless at Entry**	436	1,079	707
Total Number of Households with Children Served*	138	295	140
Total number of unduplicated HMIS records*** for all clients*	979	2,093	1,088
Rare			
Number of New HMIS Clients	88	1,193	111
Of those, # of New Literally Homeless Clients at Entry**	21	301	45
Of those, # New HMIS clients served by Prevention Programs	9	104	8
Brief			
Number of Exits to Permanent Housing Destinations (adults only)	18	188	16
Number of Exits to Permanent Housing (adults and children)	38	357	7
Average Length of Stay for Leavers: CoC-wide	138 days	116 days	266 days
Average Length of Stay for Leavers: Emergency Shelters Only****	37 days	24 days	47 days
Non-Recurring			
Permanent Housing Programs/Rapid Rehousing Programs (% of persons who maintain permanent housing for 6 months)	99%	91%	99%
Transitional Housing Programs (% of persons who exit to permanent housing)	72%	65%	50%
Percent of Leavers with Income	67%	59%	60%
Percent of Leavers with Non-Cash Benefits	78%	71%	67%

Note: *Duplication: Clients and Households will be counted each month their record is open (unduplicated for YTD totals)

***"Literally Homeless at Entry" status remains constant regardless of current homeless status and includes adults only

The US Dept. of Housing & Urban Development defines literal homelessness as a person or family who live in a place not meant for human habitation (including the streets or in their car), emergency shelter, transitional housing, and hotels paid for by a government or charitable organization.

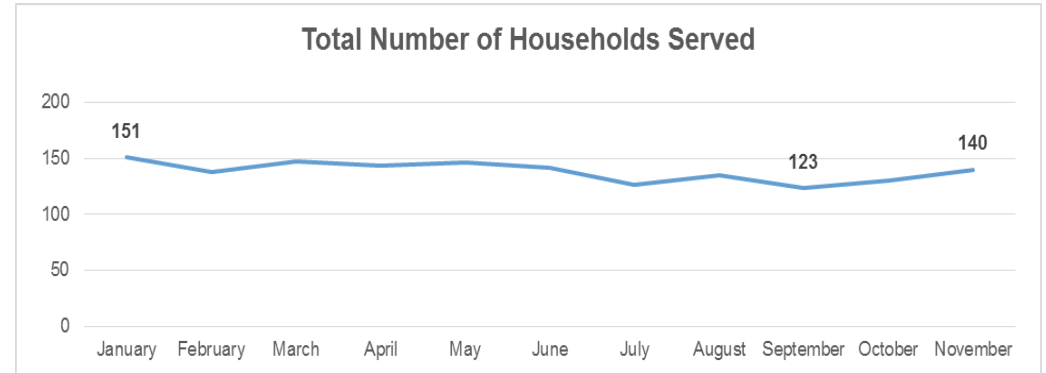
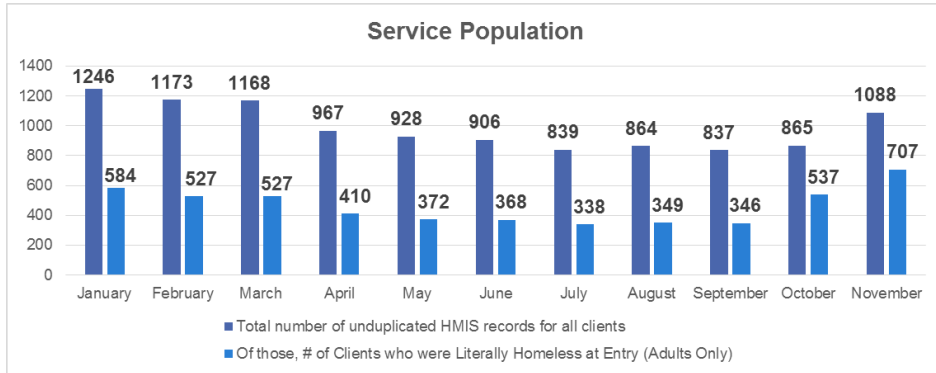
****"HMIS Record" is client level data for any individual served within the reporting period

****The Emergency Shelters included for the Length of stay are: The Salvation Army Peninsula, The Salvation Army Williamsburg, HELP House, HELP A Night's Welcome, LINK Veteran's Emergency Shelter, LINK PORT, and Menchville House Emergency Shelter

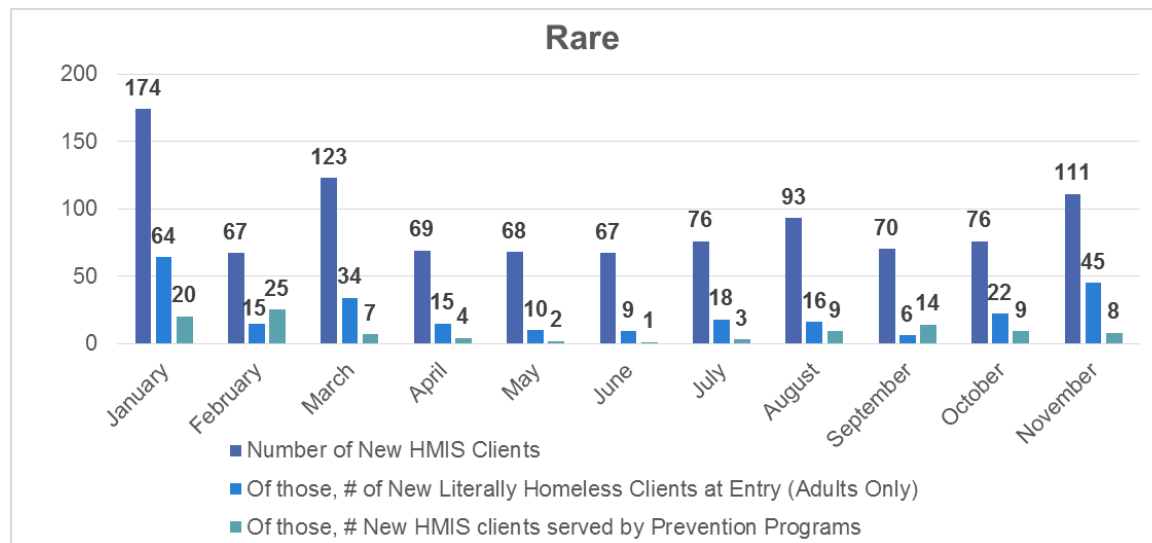
New HMIS Data Standards went into effect October 1, 2015, which impacted the number of literally homeless individuals identified.



December 2015 Vision Update

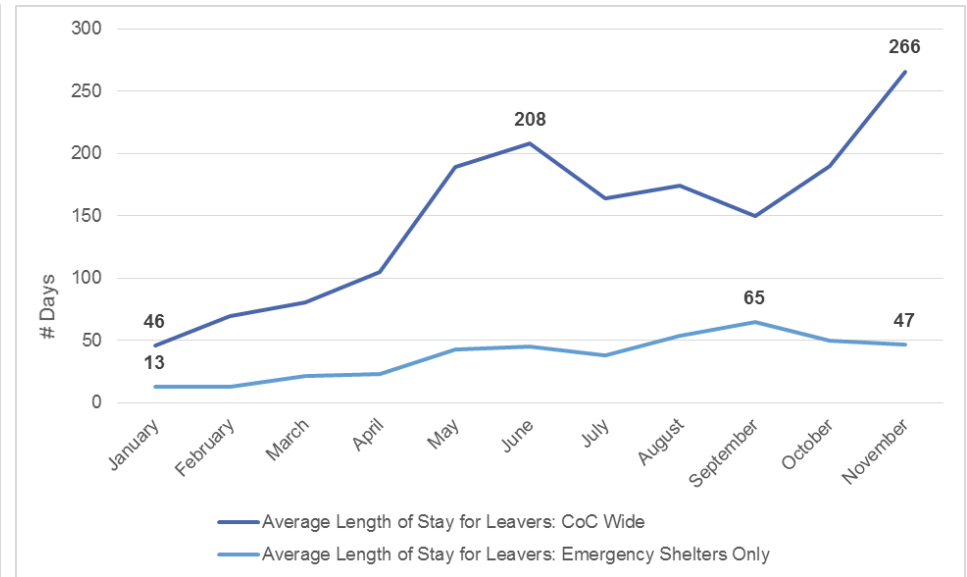
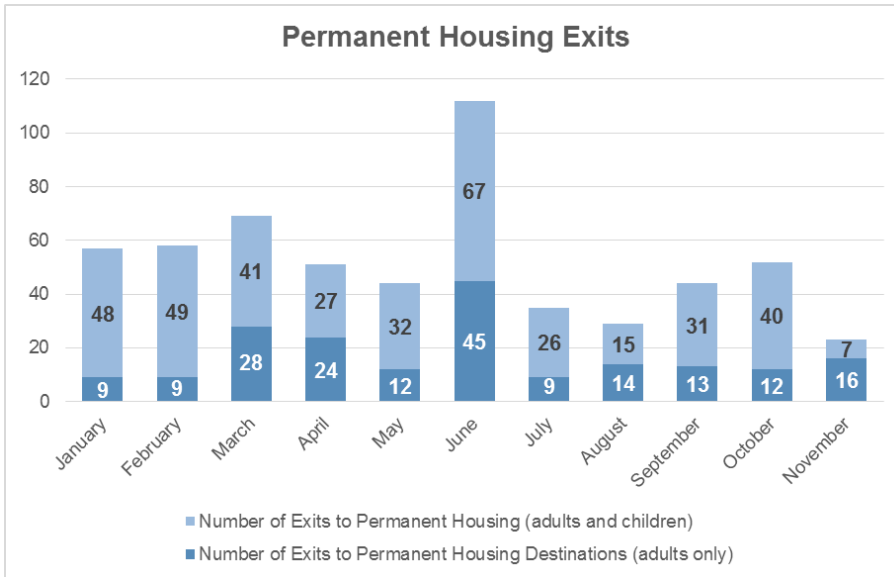


Rare



December 2015 Vision Update

Brief



Non-Recurring

