



| Vision Update | 2015 Monthly Average (01/01-12/31) | 2016 YTD Totals (01/01-02/29) | 2016 MTD Totals (03/01-03/31) |
|---|---|-------------------------------------|-------------------------------------|
| Rare | | | |
| Number of New HMIS Clients | 92 | 138 | 118 |
| Of those, # of New Literally Homeless Clients at Entry* | 25 | 85 | 66 |
| Of those, # New HMIS clients served by Prevention Programs | 10 | 8 | 17 |
| Brief | | | |
| Number of <u>Exits</u> to Permanent Housing Destinations (Persons in Adults only Households) | 17 | 39 | 39 |
| Number of <u>Exits</u> to Permanent Housing (All Persons in Households with Children) | 34 | 72 | 106 |
| Of those, # of Adult Exits to Permanent Housing (Households with Children) | Not Available | 29 | 50 |
| Average Length of Stay for Leavers: CoC-wide | 149 days | 69 days | 120 days |
| Average Length of Stay for Leavers: Emergency Shelters Only** | 38 days | 38 days | 46 days |
| Non-Recurring | | | |
| Permanent Housing Programs/Rapid Rehousing Programs (% of persons who maintain permanent housing for 6 months) | 98.7% | 98.7% | 99.4% |
| Transitional Housing Programs (% of persons who exit to permanent housing) | 67% | 66.7% | 25.0% |
| Percent of Leavers with Income | 66% | 52% | 65% |
| Percent of Leavers with Non-Cash Benefits | 0.77 | 0.63 | 0.72 |
| Service Population Totals | | | |
| Total Number of Clients*** who were Literally Homeless at Entry | 488 | 931 | 700 |
| Total Number of Households with Children Served*** | 140 | 284 | 265 |
| Total number of unduplicated HMIS records**** for all clients*** | 1,011 | 2,175 | 1,882 |

Notes: **Literally Homeless at Entry" status remains constant regardless of current homeless status and includes adults only. The US Dept. of Housing & Urban Development defines literal homelessness as a person or family who live in a place not meant for human habitation (including the streets or in their car), emergency shelter, transitional housing, and hotels paid for by a government or charitable organization.

**The Emergency Shelters included for the Length of Stay are: The Salvation Army Peninsula, The Salvation Army Williamsburg, HELP House, HELP A Night's Welcome, LINK Veteran's Emergency Shelter, LINK VA Medical Respite, LINK PORT, and Menchville House Emergency Shelter

***Duplication: Clients and Households will be counted each month their record is open, so it would be inappropriate to add the YTD and MTD together (Clients and Households are unduplicated for YTD totals)

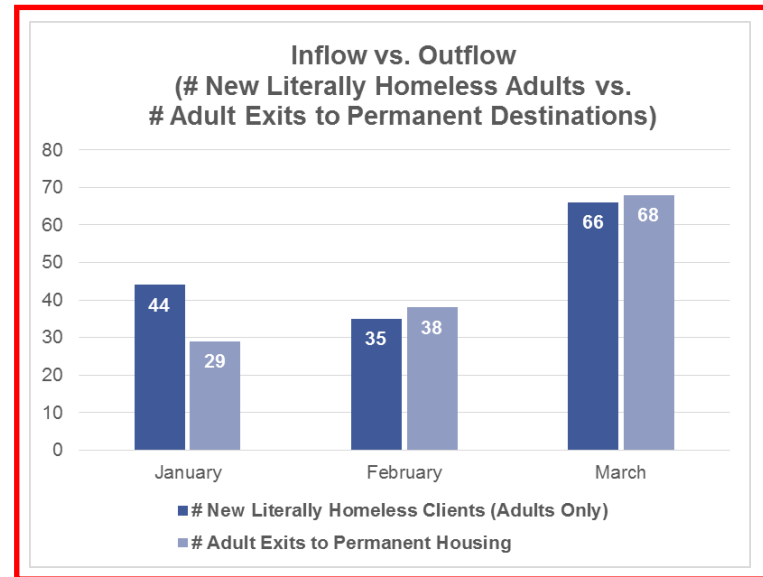
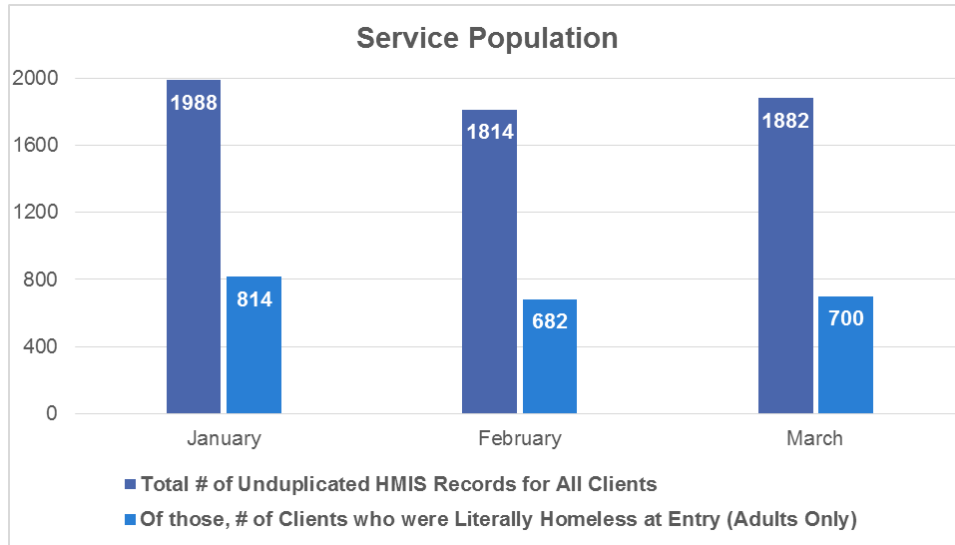
****HMIS Record" is client level data for any individual served within the reporting period

New HMIS Data Standards went into effect October 1, 2015, which impacted the number of literally homeless individuals identified.

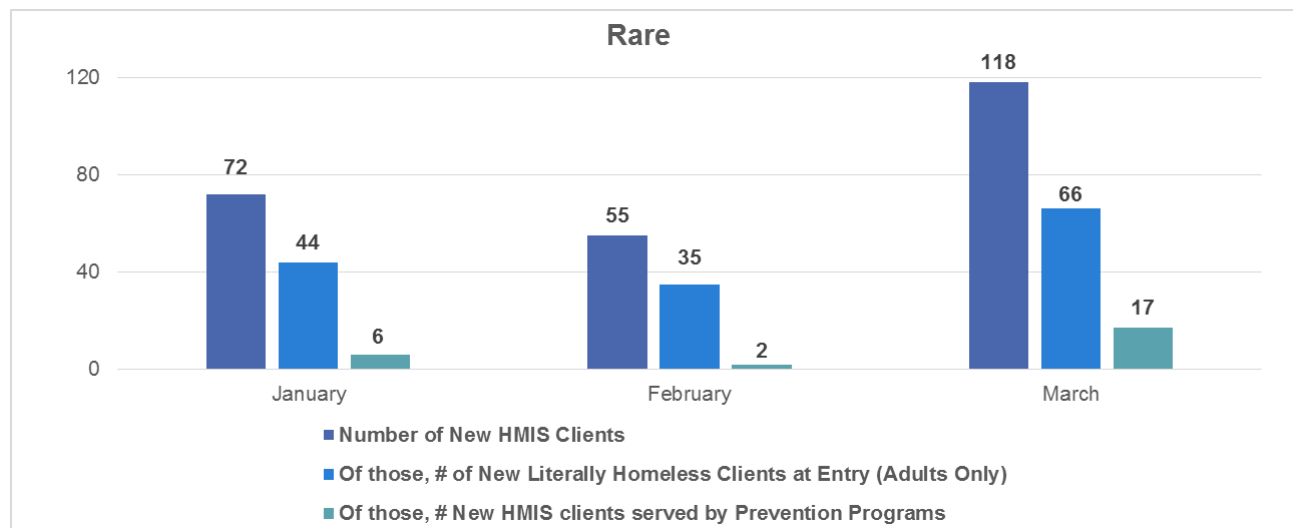


April 2016 Vision Update

New!

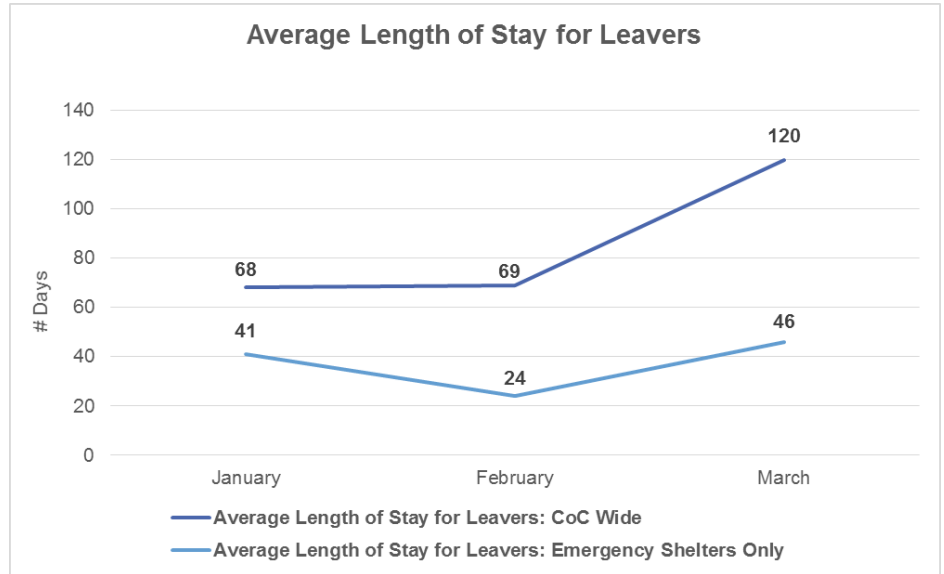
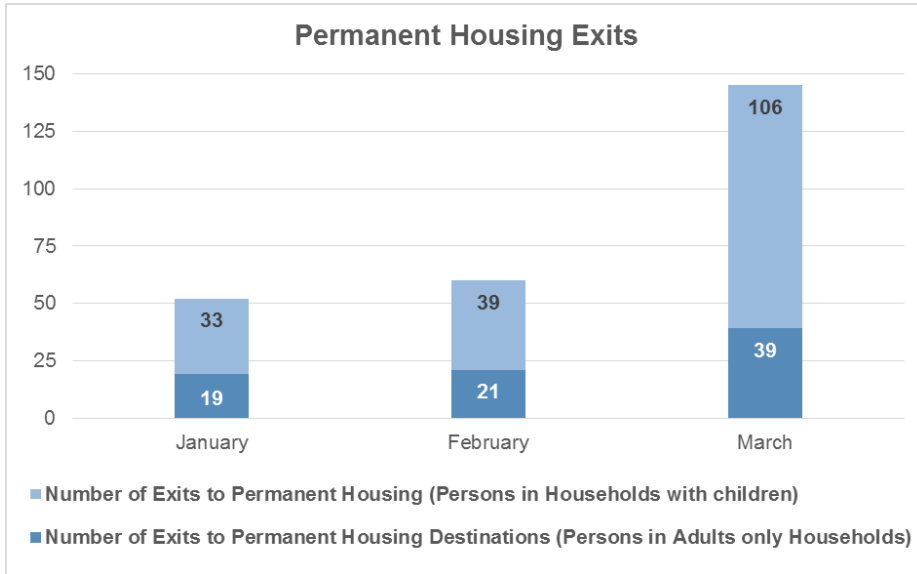


Rare



April 2016 Vision Update

Brief



Non-Recurring

New!

